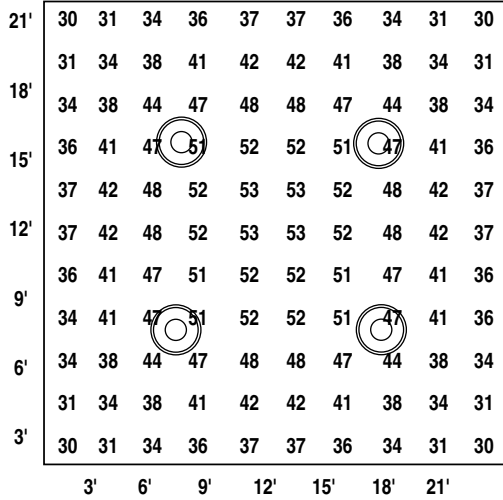


Sample Layouts - Smaller, jr Fixtures

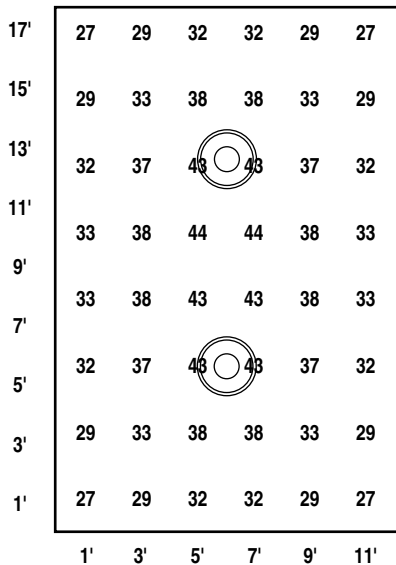
Lobby - 20' x 20' x 11'
 four indirect/direct fixtures
 with four T42W lamp for up-light
 and one 21W 2D lamp for down-light



P-ID-33JR40T42/21-FPA-ELB
 EFFICIENCY: 63%
 ROOM: 20' X 20' X 11'
 SUSPENSION: 30"
 SPACING: 8' OC
 REFLECTANCES: 80/50/20
 LIGHT LOSS FACTOR: .75
 POWER DENSITY: 1.67 W/ft²
 AVERAGE MAINTAINED fc: 41

Maintained fc at 30" workplane

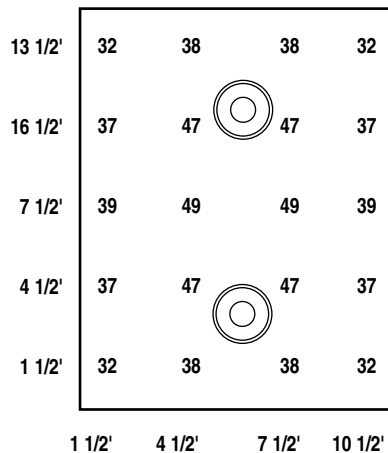
Conference room - 18' x 12' x 10'
 two indirect/direct fixtures
 with four T42W lamps for up-light
 and one 21W 2D lamp for down-light



P-ID-33JR4042T42/21-FP-ELB
 EFFICIENCY: 65.3%
 ROOM: 18' X 12' X 10'
 SUSPENSION: 24"
 SPACING: 8' OC
 REFLECTANCES: 80/50/20
 LIGHT LOSS FACTOR: .75
 POWER DENSITY: 1.55 W/ft²
 AVERAGE MAINTAINED fc: 35

Maintained fc at 30" workplane

Private office - 15' x 12' x 10'
 two indirect/direct fixtures
 with four T42W lamps for up-light
 and one 21W 2D lamp for down-light



P-ID-33JR40T42/21-FP-ELB
 EFFICIENCY: 65.3%
 ROOM: 15' x 12' x 10'
 SUSPENSION: 24"
 SPACING: 6' OC
 REFLECTANCES: 80/50/20
 LIGHT LOSS FACTOR: .75
 POWER DENSITY: 1.86W/ft²
 AVERAGE MAINTAINED fc: 40

Maintained fc at 30" workplane

