



Inde-Pendants™ Family



Aura™

New



Echelon™



Mantra™



Nexus™



Scion™


LITECONTROL

Revolutionize your design.

Aura™ - The Newest Inde-Pendant!

Aura offers a clean spun steel rim with a flat lens bottom, available in three sizes.

- Uplight onto upper housing adds brightness for visual interest
- T8 U-lamps reduce lamp images and provide uniform brightness
- Innovative mechanical design for ease of maintenance



Retaining clips are easily pushed back to release the bottom housing.



Wire tethers hold the bottom housing while the fixture is cleaned and re-lamped.

Aura New



P-D-38S
(31 3/4" diameter)



P-D-38M
(37 1/2" diameter)



P-D-38L
(49 1/2" diameter)

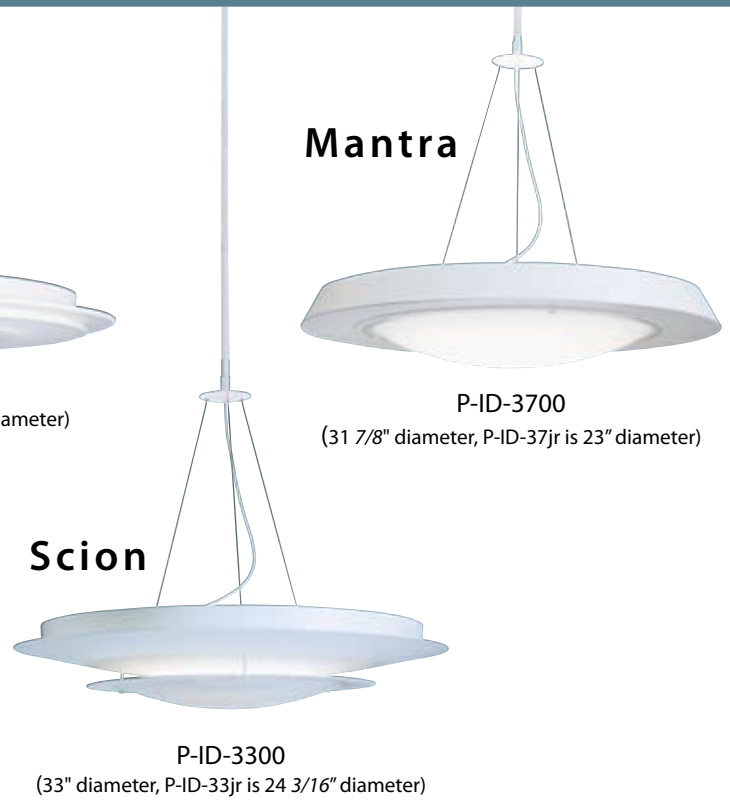
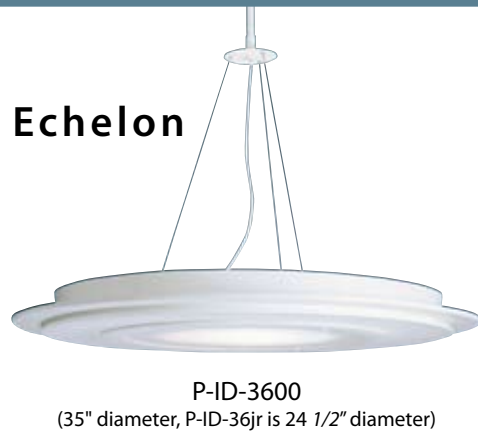



Inde-Pendants provide the distinctive visual appeal of round pendants with the lighting performance of a linear fluorescent system. And, the Inde-Pendants are Cradle to Cradle Silver Certified^{GM}, to further support your sustainable design goals.

Design Elements

- Family of individual pendant-mounted fixtures and ADA sconces
- Five pendant-mounted product styles, in different housing sizes
- Unique design and performance combination provides a fresh choice to complement architectural spaces and to fulfill design requirements with style

ADA Sconces





Inde-Pendants™ Family

	Series	Mounting	Distribution	Sizes	Lamping	QuickFind
New	Aura	P Pendant	D Direct	38S	1-lamp T8 U6	38
				38M	3-lamp T8 U6	
				38L	5-lamp T8 U6	
Mantra	3700	P Pendant	ID Indirect/Direct	3700	3 or 6-lamp BX39, BX40, BX50, BX55 uplight 1-lamp 21 2D or 38 2D downlight	37
				37jr	4-lamp T26, T32, or T42	37jr
		W Wall	ID Indirect/Direct	37	1-lamp 21 (2D), 38 (2D), 22CL (Circline T5) 2-lamp 18Q (18-Quad), or 26Q (26-Quad)	37s
Echelon	3600	P Pendant	ID Indirect/Direct	3600	3 or 6-lamp BX39, BX40, BX50, BX55 uplight 1-lamp 21 2D or 38 2D downlight	36
				36jr	4-lamp T26, T32, or T42	36jr
		W Wall	ID Indirect/Direct	36	1-lamp 21 (2D), 38 (2D), 22CL (Circline T5) 2-lamp 18Q (18-Quad), or 26Q (26-Quad)	36s
Nexus	3500	P Pendant	ID Indirect/Direct	3500	3 or 6-lamp BX39, BX40, BX50, BX55 uplight 1-lamp 21 2D or 38 2D downlight	35
				35jr	4-lamp T26, T32, or T42	35jr
		W Wall	ID Indirect/Direct	35	1-lamp 21 (2D), 38 (2D) or 22CL (Circline T5)	35s
Scion	3300	P Pendant	ID Indirect/Direct	3300	3 or 6-lamp BX39, BX40, BX50, BX55 uplight 1-lamp 21 2D or 38 2D downlight	33
				33jr	4-lamp T26, T32, or T42	33jr
		W Wall	ID Indirect/Direct	33	1-lamp 21 (2D), 38 (2D), 22CL (Circline T5) 2-lamp 18Q (18-Quad), or 26Q (26-Quad)	33s

Visit litecontrol.com for full product details, including technical sheets, photometric data, IES files and additional photos.



Cover: Echelon jr African Center, Cornell University Ithaca, NY Architect – Shepley Bulfinch Richardson Abbott Photography – Albert Vecerka / Esto
Center Spread - Left to Right: Aura Charles Mayer Photography **Scion** Alcott Elementary School Concord, MA Architect – Symmes, Maini & McKee Associates Photography – Edward Jacoby
Nexus Bismarck Airport Bismarck, ND Architect – Tvenge Associates Engineers – Ulteig Charles Mayer Photography **Mantra** Lakeside Trainers Club, Oakland, NJ Architect Planners – Kenny & Khan, Inc. Charles Mayer Photography **Scion** Alberici Headquarters Overland, MO Architect – Mackey Mitchell Associates Alise O'Brien Architectural Photography
Back Cover: Echelon Western Michigan University, Chemistry Building Kalamazoo, MI Holabird & Root Architecture Engineering Interiors Photography – John Gilroy

LITECONTROL

employee owned | customer driven

100 Hawks Avenue Hanson, MA 02341
781 294 0100 | litecontrol.com



MOHAWK windpower
 This brochure was printed on Mohawk Options 100% PC White. Contains 100% postconsumer waste fiber and is manufactured with windpower.

