

Mantra™



P-ID-37JR Lakeside Trainers Club Oakland, NJ
Kenny & Khan Inc Architects Planners New York, NY Charles Mayer Photography

Mantra

- Elegant steel housing
- 31 7/8" diameter x 2 13/16" deep with a tapered "highlight edge" around the periphery of the fixture
- Fixture adds soft downlighting with 23 1/2" white acrylic bowl
- Lamping: three or six lamps with 39-, 40-, 50- or 55-watt twin-tube compact fluorescent lamps (indirect) and one 21- or 38-watt 2D lamp (direct)

Mantra jr

- Smaller scale fixture with a complementary design to Mantra including a "highlight edge"
- 23" diameter x 3 3/8" depth spun steel housing
- Fixture adds soft downlighting with 16 1/8" diameter white acrylic bowl
- Lamping: four lamps with 26-, 32- or 42-watt triple-tube compact fluorescent lamps (indirect) and one 21-watt 2D lamp (direct)



P-ID-3700-WAB

Performance

P-ID-3700

Configuration	Optics	Ind% / Dir%	Efficiency (%)
 3-lamp BX40/21	WAB	89/11	79.3
 6-lamp BX40/21	WAB	94/6	76.2

P-ID-3700jr

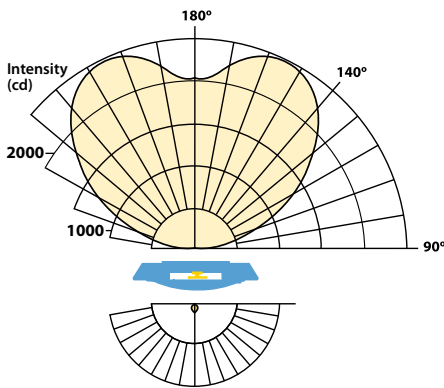
 4-lamp T42/21	WAB	94/6	65.3
--	-----	------	------



Suspended Indirect/Direct

P-ID-3700, P-ID-37JR

Distribution



4-lamp 42W triple tube uplight
21 W 2D downlight
Mantra jr™

Mantra™ & Mantra jr™

Part of the Independent family of round fixtures, Mantra offers a tapered "highlight edge" around the periphery of the fixture for a perception of added brightness. Mantra's diameter is just under 32", and Mantra jr is also available with a 23" diameter.



p. 156

p. 164

p. 169



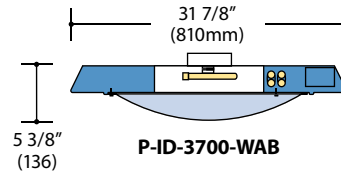
Mantra jr™

P-ID-37JR Lakeside Trainers Club Oakland, NJ - Kenny & Khan Inc Architects Planners New York, NY
Charles Mayer Photography

Click on
Quick Find **37**
37jr
litecontrol.com



Mantra™



Mantra™

P-ID-3700

Product description

Fixture housing is spun steel, 31 7/8" in diameter, with a 12 1/2" diameter downlight opening. The reflector is die-formed specular hammertone aluminum. The uplight component is available with 3 or 6 twin-tube fluorescent lamps (39, 40, 50 or 55 W). The downlight component incorporates a 2D fluorescent lamp (21 or 38 W) above a white acrylic bowl. UL Listed. Cradle to Cradle Certified.^{CM}

Ordering guide

Product, lamping, & length							Options				
P -	ID -	37	3	0	BX39 /	21-2D-	WAB -	TCWM -	ELB -	F -	120
Mounting	Distribution	Series	Lamp Count	Nominal Length(ft)	Indirect Lamp Type	Direct Lamp Type	Diffuser	Finish	Ballast	Other Options	Volts
P Pendant-mounted	ID Indirect/ Direct	37	3, 6 →	0	BX39 BX40 BX50 BX55	21-2D 38-2D	WAB (white acrylic bowl)	TCWM (textured matte white) is standard see LiteColors™ in product guide for other finishes	ELB (electronic ballast) see notes	EF F LK see Other Options	120 277
SUSPENSION P6S/ACC X" See Planning for Installation for description. Specify Dimension "X" from ceiling to top of fixture with order.											

P-ID-3730BX39-21-2D-WAB-TCWM-ELB-F-120-P6S/ACC36" is a typical catalog number for a 3-lamp indirect 39-watt twin-tube compact fluorescent and 1-lamp direct 21-watt 2D compact fluorescent fixture with white acrylic bowl diffuser, textured matte white finish, electronic ballast, fuse, 120 volts, and combination stem/cable mounting with 36" suspension.

Other Options

EF Emergency fluorescent ballast for BX39 and BX40*

F Fuse

LK Lens kit dust cover

* Contact factory for EF options with 6-lamp BX50 and BX55

See litecontrol.com for complete product specifications, including details on row joining, system connectors, suspension and mounting for different ceiling types (as applicable).

Note: Litecontrol reserves the right to change specification without notice for product development and improvement.

Click on
Quick Find 37

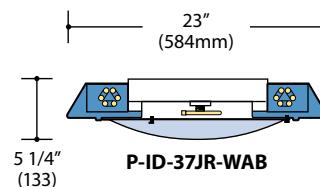


litecontrol.com

P-ID-3700, P-ID-37JR



Mantra jr™



Mantra jr™

P-ID-37JR

Product description

Fixture housing is spun steel, 23" in diameter. The reflector is die-formed specular hammertone aluminum. The uplight component is available with 4 twin-tube fluorescent lamps (26, 32 or 42 W). The downlight component incorporates a 21 Watt 2D fluorescent lamp above a white acrylic bowl. UL Listed. Cradle to Cradle Certified.™

Ordering guide

Product, lamping, & length							Options				
P -	ID -	37JR	4	0	T26 /	21-2D-	WAB -	TCWM -	ELB -	F -	120
Mounting	Distribution	Series	Lamp Count	Nominal Length(ft)	Indirect Lamp Type	Direct Lamp Type	Diffuser	Finish	Ballast	Other Options	Volts
P Pendant-mounted	ID Indirect/ Direct	37JR	4 →	0	T26 T32 T42	21-2D	WAB (white acrylic bowl)	TCWM (textured matte white) is standard see LiteColors™ in product guide for other finishes	ELB is standard DA/MK7 see Ballast Options	F see Other Options	120 277
Mounting Options - add to end of order number <input type="checkbox"/> P6S/ACC standard <input type="checkbox"/> P6S			notes: For ordering guide information in shaded areas, choose selection by reading ACROSS the shaded areas for correct specifications.								

P-ID-37JR40T26-21-2D-WAB-TCWM-ELB10-F-120-P6S/ACC18" is a typical catalog number for a 4-lamp indirect 26-watt triple-tube compact fluorescent and 1-lamp direct 21-watt 2D compact fluorescent fixture with white acrylic bowl diffuser, textured matte white finish, electronic ballast, fuse, 120 volts, and combination stem/cable mounting with 18" suspension.

Ballast Options

ELB Electronic ballast
DA/MK7 Dimming electronic ballast, Advance Mark VII

Other Options

F Fuse

