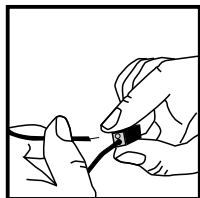


Pre-wiring Information

Fixtures are supplied with #12 AWG type THHN wire for branch circuits. One end will have factory-installed push-in quick-connects. The other end will be stripped back 1/2" for quick connection in field. Each quick-connect joins two or more leads with each lead pushed into the device for a secure, positive connection. (see illustration)



Single-circuit option (1CWQ) will contain:
 (1) black lead wired to ballast(s) black lead for connection to "HOT" feed.
 (1) white lead wired to ballast(s) white lead for connection to "COMMON" feed.
 (1) green lead bonded to fixture for connection to "GROUND" feed.

Two-circuit option (2CWQ) will contain:
 (1) black lead wired to ballast(s) black lead for connection to "HOT" feed of one switch leg of circuit.
 (1) red lead wired to ballast(s) black lead for connection to "HOT" feed of other switch leg of circuit.
 (1) white lead wired to ballast(s) white lead for connection to "COMMON" feed.
 (1) green lead bonded to fixture for connection to "GROUND" feed.

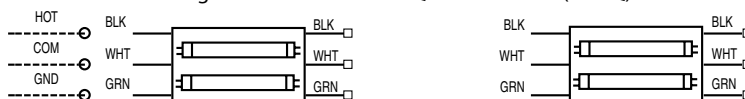
Pigtails for feed points or ends of rows are not furnished by Litecontrol. **Note:** All unused leads must be capped off.

Rated ampacity of feed cords provided by Litecontrol (if applicable) shall be the limiting factor in the number of fixtures that can be fed from a single cord.

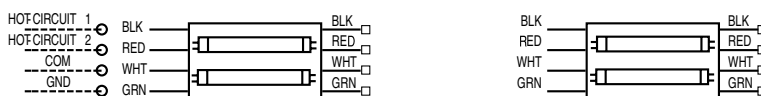
These standard options do not provide for those installations where special circuits within the fixtures are involved, such as night light and emergency, light level sensors, or Master/Slave fixtures. The installing electrical contractor will furnish and install the branch circuit wiring for those fixtures required by the specific situation.

Pre-wiring

Single-Circuit With Push-in Quick-Connects (1CWQ)



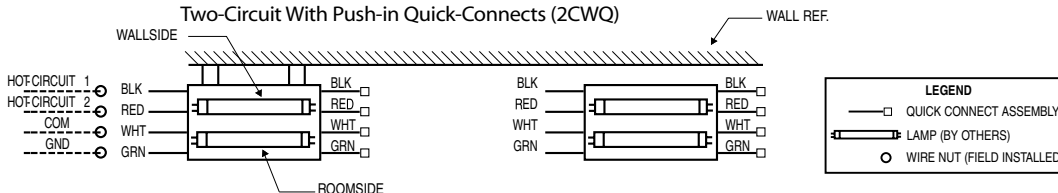
Two-Circuit With Push-in Quick-Connects (2CWQ)



Two-circuit note: 2-lamp cross-section fixtures are factory-wired to have black leads operate lamp(s) along one side of fixture and red leads operate lamp(s) along opposite side of fixture. 3- and 4-lamp cross-section fixtures are factory-wired to have black leads operate outer lamps and red leads operate inner lamps.

Wall-Mounted Fixtures

Two-Circuit With Push-in Quick-Connects (2CWQ)



Note: Wall-Mounted fixtures are factory-wired to have black leads operate lamp(s) along wall side of fixture and red leads operate lamp(s) along room side of fixture. For W-ID-66N00 and G-D-1000 fixtures, the black leads are factory-wired to operate the lower lamps and the red leads are wired to operate the upper lamps.

Optional Pre-wiring Including Branch Circuit Wiring For Dimming

CWQ/DIMMING Branch circuit wiring. Factory-installed branch circuit wiring for dimming is available as an option. Contact factory for information.