

Mod²™ Family



Wunderlich Securities
Architect: Eastlake Studio, Photographer: Mark Ballogg






Design elements

- Indirect/direct distribution in a rectilinear profile
- Separate lamp chambers for uplight and downlight
- Three diffuser options
- Lift-and-shift diffuser detail for tool-free installation and maintenance
- System connectors provide flexibility in layout design
- Installation features include pre-wiring and field-adjustable cables

Lamping options

- Uplight chamber and downlight chamber available with one- and two- lamp T8, T5 or T5HO

Performance

Configuration	Optics	Ind% / Dir%	Efficiency (%)
 1-lamp T8 Uplight 1-lamp T8 Downlight	BW	56/44	62.0
 1-lamp T8 Uplight 1-lamp T8 Downlight	SGL	57/43	60.2
 1-lamp T5HO Uplight 1-lamp T5HO Downlight	BW	57/43	65.8
 1-lamp T5HO Uplight 1-lamp T5HO Downlight	SGL	59/41	62.2
 2-lamp T8, T5 or T5HO uplight and downlight also available			

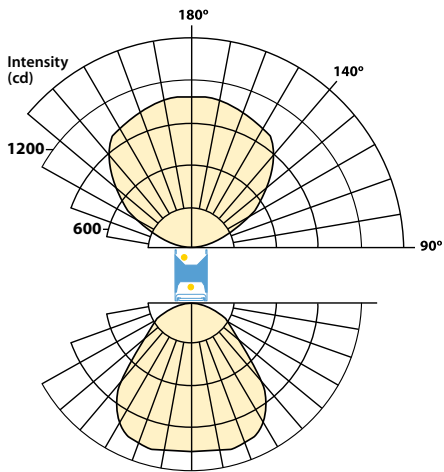
For further photometric information, see website.

litecontrol.com



P-ID-4600

Distribution



1-lamp T5HO uplight
1-lamp T5HO downlight BW

Mod²

The Mod² 4600 fixture is a small-scale, pendant-mounted steel fixture with an indirect/direct distribution. This linear modular fixture is part of the Mod² family that provides a clean look for numerous applications including offices, schools, and libraries.



p. 120



p. 120



p. 116



p. 214



p. 184



p. 192





Mod²™ Family

P-ID-4600

Product description

Die-formed and welded steel housing with 3/8" return at housing bottom and 6" long steel splines at fixture junctions for precise alignment. Die-formed steel reflector with high-reflectance white painted finish. UL Listed. Cradle to Cradle Certified.^{CM}

Ordering guide

Product, lamping, & length										Options					
P -	ID -	46	Upper Lamp			Lower Lamp			SGL -	CWM -	LP/ELB -	--	2CWQ -	F -	120
			Lamp Count (indirect)	Nominal Length (ft)	Indirect Lamp Type	Lamp Count (direct)	Nominal Length (ft)	Direct Lamp Type							
P Pendant-mounted	ID Indirect/ Direct	46	1,2 →	3 →	T8 T5 T5HO	1,2 →	3 →	T8 T5 T5HO	BA BW SGL	CWM (matte white) is standard	Ballasts ELB10 is std for T8 LP/ELB is std for T5 or T5HO DA/MK7 DA/MK10 DL/ECO DO/HEL see Ballast Options	→	1CWQ	Other Options F LP/EF see Other Options	Volts 120 277
			1,2 →	4 →		1,2 →	4 →					→	2CWQ		
			2,4 →	6 →		2,4 →	6 →					see notes			
			2,4 →	8 →		2,4 →	8 →					see notes			
			see notes			see notes									

notes:
Lamp count = Total number of lamps in the indirect or direct lamp chambers, respectively.
In all configurations above, direct and indirect lamps are either switched together (1CWQ) or separately (2CWQ) so that the uplight is independently switched from the downlight.
For ordering guide information in shaded areas, choose selection by reading ACROSS the shaded areas for correct specifications.

Mounting Options - add to end of catalog number
Aircraft cables
 FAI/ACC (field adjustable) standard
 ACC (fixed)

P-ID-4648T5/28T5-SGL-CWM-LP/ELB-2CWQ-F-120-FAI/ACC is a typical catalog number for a 4-lamp indirect (2 lamps in cross-section)/2-lamp direct (1 lamp in cross-section), 8-foot long, T5 fixture with soft glow lens, matte white finish, low-profile electronic ballast, pre-wired with two-circuit branch wiring and quick-connects, fuse, 120 volts, mounted with field adjustable aircraft cable.

Baffle and Diffuser Options

- BA** Blade baffles, aluminum gray finish
- BW** Blade baffles, matte white finish
- SGL** Soft glow lens

Ballast Options

- ELB10** Electronic ballast
- LP/ELB** Low-profile electronic ballast
- DA/MK7** Advance Mark VII dimming ballast
- DA/MK10** Advance Mark X dimming ballast
- DL/ECO** Lutron ECO-10 dimming ballast
- DO/HEL** Osram Sylvania dimming ballast

Other Options

- F** Fuse
- LP/EF** Low-profile emergency fluorescent ballast

See litecontrol.com for complete product specifications, including details on row joining, system connectors, suspension and mounting for different ceiling types (as applicable).

Note: Litecontrol reserves the right to change specification without notice for product development and improvement.

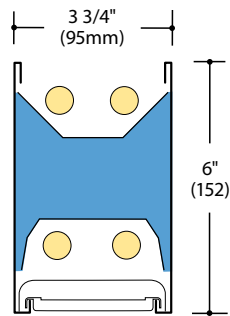
Click on
Quick Find 46id

litecontrol.com



P-ID-4600

Mod²



Diffuser options

- | **SGL** Soft glow lens
- | **BA** Blade baffle, metallic gray
- | **BW** Blade baffle, white

