



DO NOT MODIFY OR ALTER THIS PRODUCT IN ANY WAY, OR INSTALL IN ANY FASHION WHICH IS CONTRARY TO THE INSTRUCTIONS CONTAINED HEREIN. IF YOU HAVE ANY QUESTIONS REGARDING THIS PRODUCT OR THE INSTALLATION OF IT, PLEASE CALL LITECONTROL ENGINEERING AT 781-294-0100.

REMOVAL OF SIDE REFLECTORS




LIFT UP ON BOTH CORNERS OF SIDE REFLECTOR TO REMOVE REFLECTOR TO ACCESS AND REMOVE COLORED FILM.

REMOVAL OF COLORED FILM




LIFT OUT COLORED FILM FROM ACRYLIC SIDE DIFFUSERS. SWITCH OUT WITH DESIRED COLOR FILM.

RE-INSTALLATION OF SIDE REFLECTORS



LINE UP THE CLEARANCE HOLES ON THE SIDE REFLECTORS WITH THE HEAD OF SHEET METAL SCREW AS SHOWN.



PRESS DOWN ON BOTH ENDS OF SIDE REFLECTOR ENGAGING TABS ON REFLECTOR INTO HSG ASSY AS SHOWN